

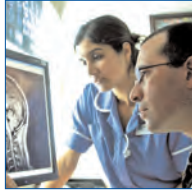


Chelmsford Medical Centre

Fenton House, 85-89 New London Road
Chelmsford, Essex CM2 0PP
Tel: 0800 043 2210



What is MRI?



What is a MRI Scan?

MRI is a diagnostic imaging procedure that uses a strong magnetic field, radio waves and a computer to produce very detailed images of the human body, without the use of x-rays. A specialist Radiographer performs the scan and a specialist doctor (Radiologist) views the images and interprets the results.

How can MRI help me?

MRI is a very advanced imaging technique. The images are detailed and can often detect diseases at an early stage. The detail of MRI helps to

identify some disorders that have previously been difficult to visualise and may help to eliminate the need for other investigations such as biopsies and surgical tests. In your case your doctor has decided that MRI is the most appropriate test for your condition.

The scan procedure

Before your scan the Radiographer will explain the procedure and answer any questions you may have. The scan is performed while you are on an MRI table which moves in and out of the machine.

A radio aerial - called an MRI coil will be placed next to the part of your body being scanned. Each scan takes approximately 30 minutes (for a single part e.g. left knee), during which time

the Radiographer can talk to you via a 2-way intercom. The scanner can be quite noisy when it is operating so you will be provided with headphones or earplugs to reduce the noise. For your comfort the equipment incorporates a CD player enabling you to listen to music. You are welcome to bring your own music selection with you, alternatively we are able to connect your MP3 player to the stereo system.

If you wish a friend or relative to be in the MRI room with you during your scan, they will also have to complete a safety screening form, similar to the one you will complete. Please let us know before your examination if you will be accompanied.

It will be necessary to lie down quite flat and keep still for 20 –45 minutes. If you think that you will be in too much pain or distress to do this, please talk to the doctor who has sent you for the scan as he/she may be able to prescribe painkillers or relaxants to help you.



Preparation

If you are taking medication please continue to do so unless advised by your doctor. You may continue to eat and drink normally unless we have specifically asked you to do otherwise.


We will supply you with a gown to wear during the examination.

Please do not wear jewellery (except a wedding ring), hairpieces, hair slides, hair grips or body piercings as these would spoil the images and could cause you injury. You may also be asked to remove any makeup. Please let us know if you have a body piercing that you cannot remove.

Dental fillings, crowns and caps will not cause a problem but you may be required to remove dentures and foil

backed drug patches before the scan. Lockers are available for personal items such as watches, keys, coins, pens, spectacles, hearing aids and credit cards. It is best to bring as few possessions as possible with you, as the Centre cannot be responsible for any losses.

Please find out your weight in Kilograms prior to your appointment, as this information will be required prior to the scan.



What about my results?

One of our specialist Radiologists will study the images produced during your scan and provide a diagnostic report to the doctor who sent you for the scan, usually within 24 hours.

The results will then be discussed between your doctor and yourself to agree the best treatment for your condition.



Body / Spine Coil



Leg Coil



Arm Coil



Head Coil

Frequently asked questions

Is it a painful test?

No. The Radiographer will endeavour to make your visit as comfortable as possible. Sometimes scans may require that you be positioned in an awkward manner, but you will be able to discuss any problems with the Radiographer.

Will I have an injection?

Sometimes, to gain extra information from the scans, it is necessary to give an injection of a contrast agent (special dye) into the arm. The contrast agent is a fluid which will show up on the MRI images. It is not radioactive and does not contain iodine. In rare instances, patients being given a contrast injection may experience an adverse reaction to the material, which although usually minor and temporary, can take on a more severe form. It is therefore essential that you complete your medical history form accurately and inform us of any medical conditions you have.

Is it harmful?

There has been extensive research into the effects of exposing the human body to the electro-magnetic fields the MRI scanner creates and they are not known to be harmful. The strong

magnetic field surrounding the magnet may be hazardous to some people and therefore patients who have the following will not be able to undergo an MRI scan:

- a heart pacemaker
- ever at any time had a metal fragment enter an eye that has not been removed
- shrapnel or gun shot wound
- a false eye
- in the first trimester of pregnancy or patients who think they may be

Please inform us when booking your appointment if you have any of the following as it may be decided that you should not have an MRI scan:

- some types of heart valve
- undergone open-heart surgery
- an electronically or magnetically activated or attached implant in your body
- a body piercing that you cannot remove
- permanent eye makeup
- some types of brain surgery and shunt procedures
- some types of metal work implanted in the body
- breast feeding



Every person entering the MRI room is required to complete a form to assess their suitability to undergo an MRI scan or to enter the MRI room.

Are there any after effects?

There should be no after effects. You may eat and drink as usual and resume your normal daily routines immediately after the scan.

Special instructions for female patients

If there is any possibility that you may be pregnant or it is more than 28 days since your last period, (unless you have had a hysterectomy or sterilisation) please contact the Centre. When you attend for a scan you will need to state the exact date of your last period, before you are scanned.

What if I do not speak English?

For non-English speaking patients, an interpreter will be required for the whole clinical examination.

To make an appointment

Patients or referring clinicians can simply contact our receptionists by: telephoning **0800 028 2258** or visiting **www.medtel.co.uk**

What if I have further questions?

Please feel free to ask about any aspects of your scan. We welcome all enquiries and hope that we can help to allay any anxieties that you may have about the procedure.

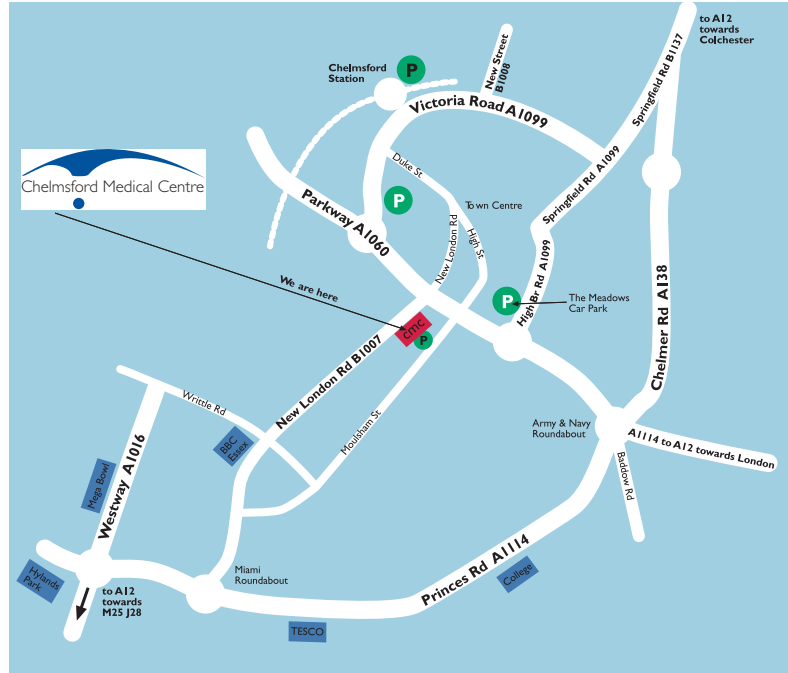
Fees

Fees are due at the time of your appointment unless alternative arrangements have been made. Cancellations received with less than 24 hours notice may result in a fee being charged.



Chelmsford Medical Centre

Fenton House, 85-89 New London Road
Chelmsford, Essex CM2 0PP
Tel: 0800 043 2210



Chelmsford Medical Centre

Tel: 0800 043 2210

www.medtel.co.uk

MedTel international Excellence in Diagnostic Imaging and Treatment

Registered in England No. 3446473 MedTel UK Ltd. Registered Office: 64 Harley Street, London W1G 7HB

Index: CMC/MRI/001/07